

Reflective Symmetry Art Worksheets

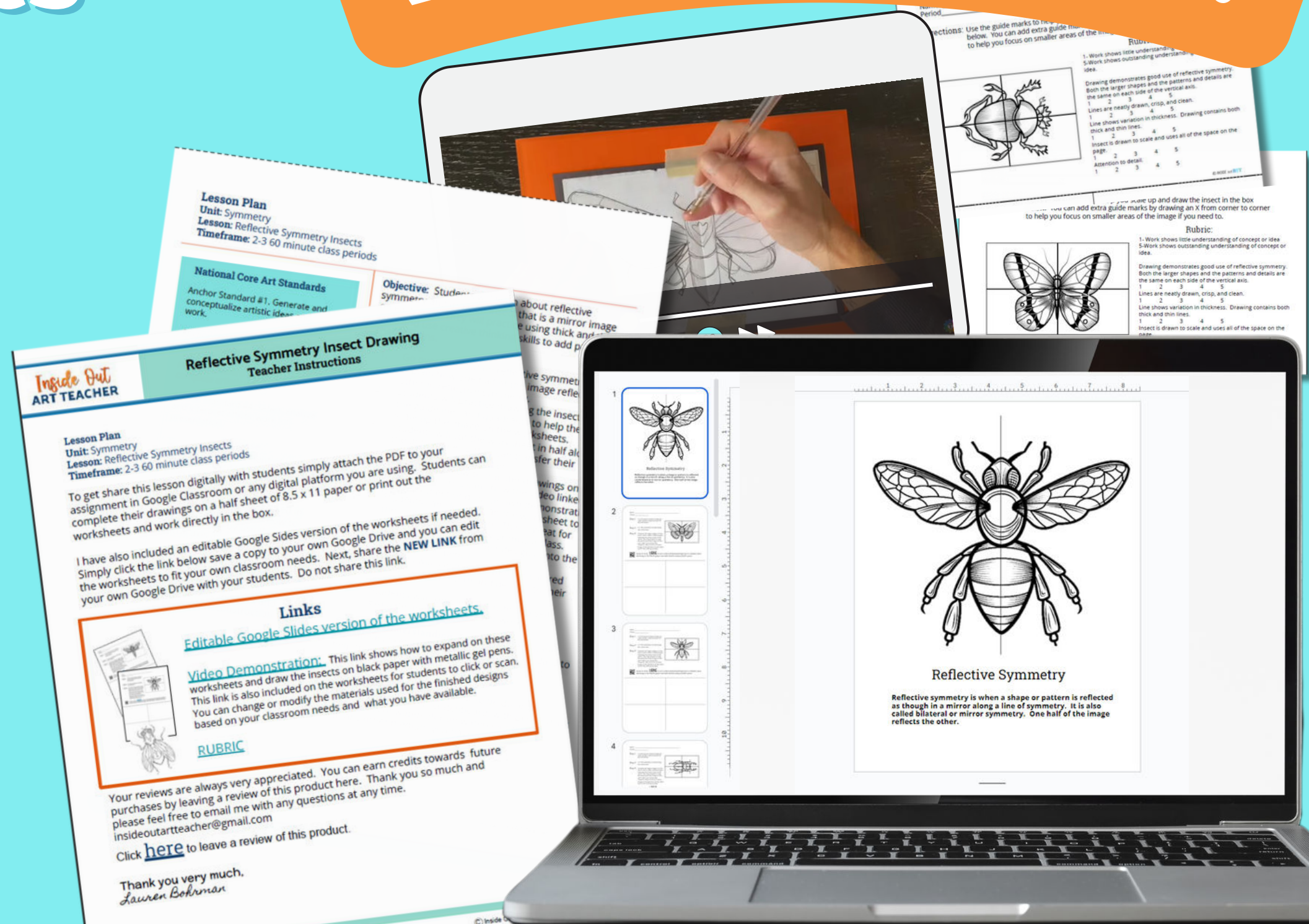
What's Included?

Teacher's Instructions

9 Reflective Symmetry Worksheets in PDF Form and Editable Google Slides Version

Rubric

Lesson Plan



What's Included in the Download?

Reflective Symmetry Art Worksheets

Lesson Plan

Inside Out ART TEACHER

Reflective Symmetry Insect Drawing Teacher Instructions

Lesson Plan
Unit: Symmetry
Lesson: Reflective Symmetry Insects
Timeframe: 2-3 60 minute class periods

To get share this lesson digitally with students simply attach the PDF to your assignment in Google Classroom or any digital platform you are using. Students can complete their drawings on a half sheet of 8.5 x 11 paper or print out the worksheets and work directly in the box.

I have also included an editable Google Slides version of the worksheets if needed. Simply click the link below save a copy to your own Google Drive and you can edit the worksheets to fit your own classroom needs. Next, share the **NEW LINK** from your own Google Drive with your students. Do not share this link.

Links
[Editable Google Slides version of the worksheets.](#)
Video Demonstration: This link shows how to expand on these worksheets and draw the insects on black paper with metallic gel pens. This link is also included on the worksheets for students to click or scan. You can change or modify the materials used for the finished designs based on your classroom needs and what you have available.

RUBRIC


Your reviews are always very appreciated. You can earn credits towards future purchases by leaving a review of this product here. Thank you so much and please feel free to email me with any questions at any time. insideoutartteacher@gmail.com
Click [here](#) to leave a review of this product.

Teacher's Instructions

Rubric Included!

Name: _____
Period: _____

Directions: Use the guide marks to help you scale up and draw the insect in the box below. You can add extra guide marks by drawing an X from corner to corner to help you focus on smaller areas of the image if you need to.



Rubric:

1- Work shows little understanding of concept or idea
5-Work shows outstanding understanding of concept or idea.

Drawing demonstrates good use of reflective symmetry. Both the larger shapes and the patterns and details are the same on each side of the vertical axis.

1	2	3	4	5
---	---	---	---	---

Lines are neatly drawn, crisp, and clean.

1	2	3	4	5
---	---	---	---	---

Line shows variation in thickness. Drawing contains both thick and thin lines.

1	2	3	4	5
---	---	---	---	---

Insect is drawn to scale and uses all of the space on the page.


1	2	3	4	5
---	---	---	---	---

Attention to detail.

1	2	3	4	5
---	---	---	---	---

© INSIDE OUT ART TEACHER

Directions: Use the guide marks to help you scale up and draw the insect in the box below. You can add extra guide marks by drawing an X from corner to corner to help you focus on smaller areas of the image if you need to.



Rubric:

1- Work shows little understanding of concept or idea
5-Work shows outstanding understanding of concept or idea.

Drawing demonstrates good use of reflective symmetry. Both the larger shapes and the patterns and details are the same on each side of the vertical axis.

1	2	3	4	5
---	---	---	---	---

Lines are neatly drawn, crisp, and clean.

1	2	3	4	5
---	---	---	---	---

Line shows variation in thickness. Drawing contains both thick and thin lines.

1	2	3	4	5
---	---	---	---	---

Insect is drawn to scale and uses all of the space on the page.

1	2	3	4	5
---	---	---	---	---

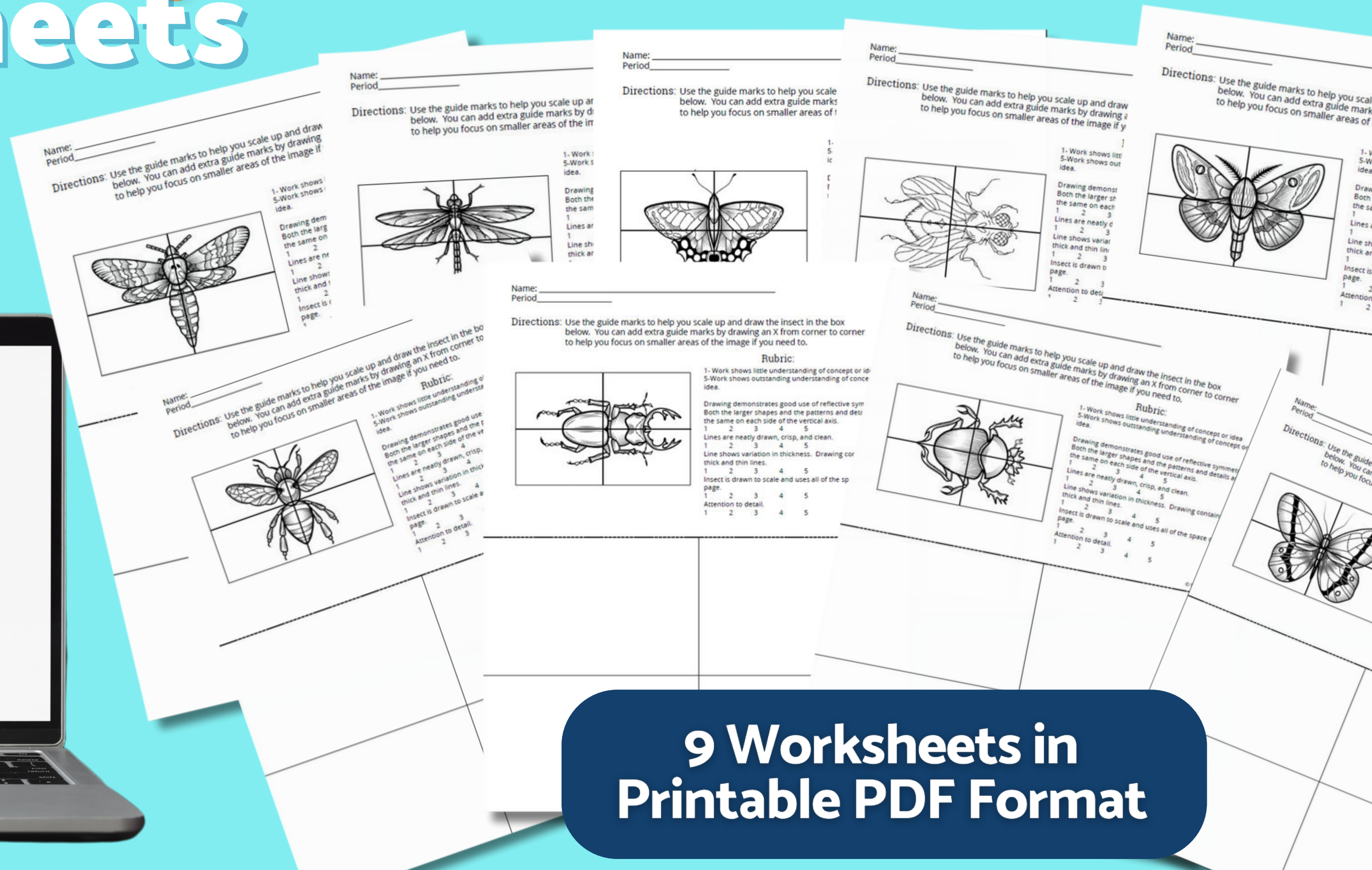
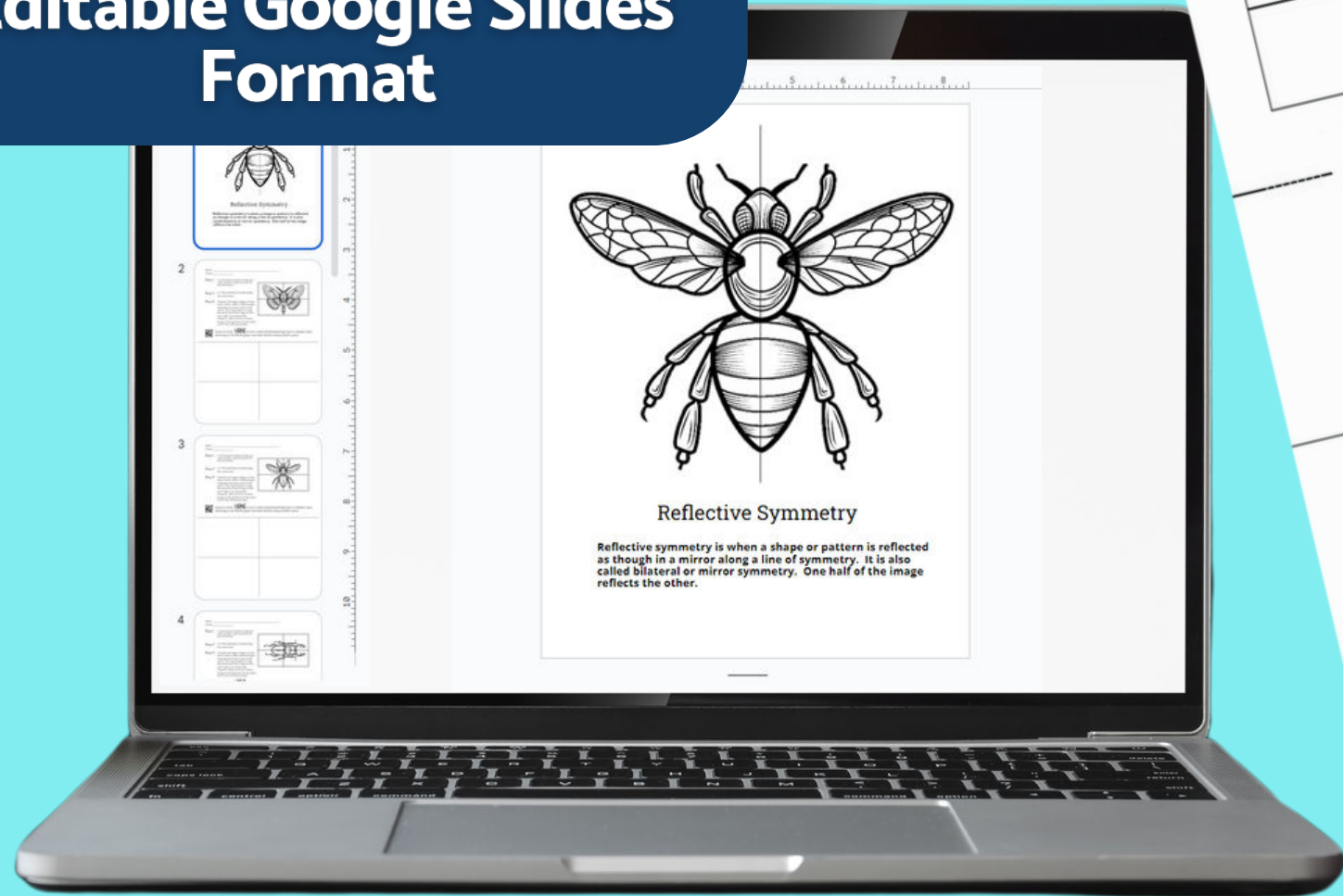
Attention to detail.

1	2	3	4	5
---	---	---	---	---

© INSIDE OUT ART TEACHER

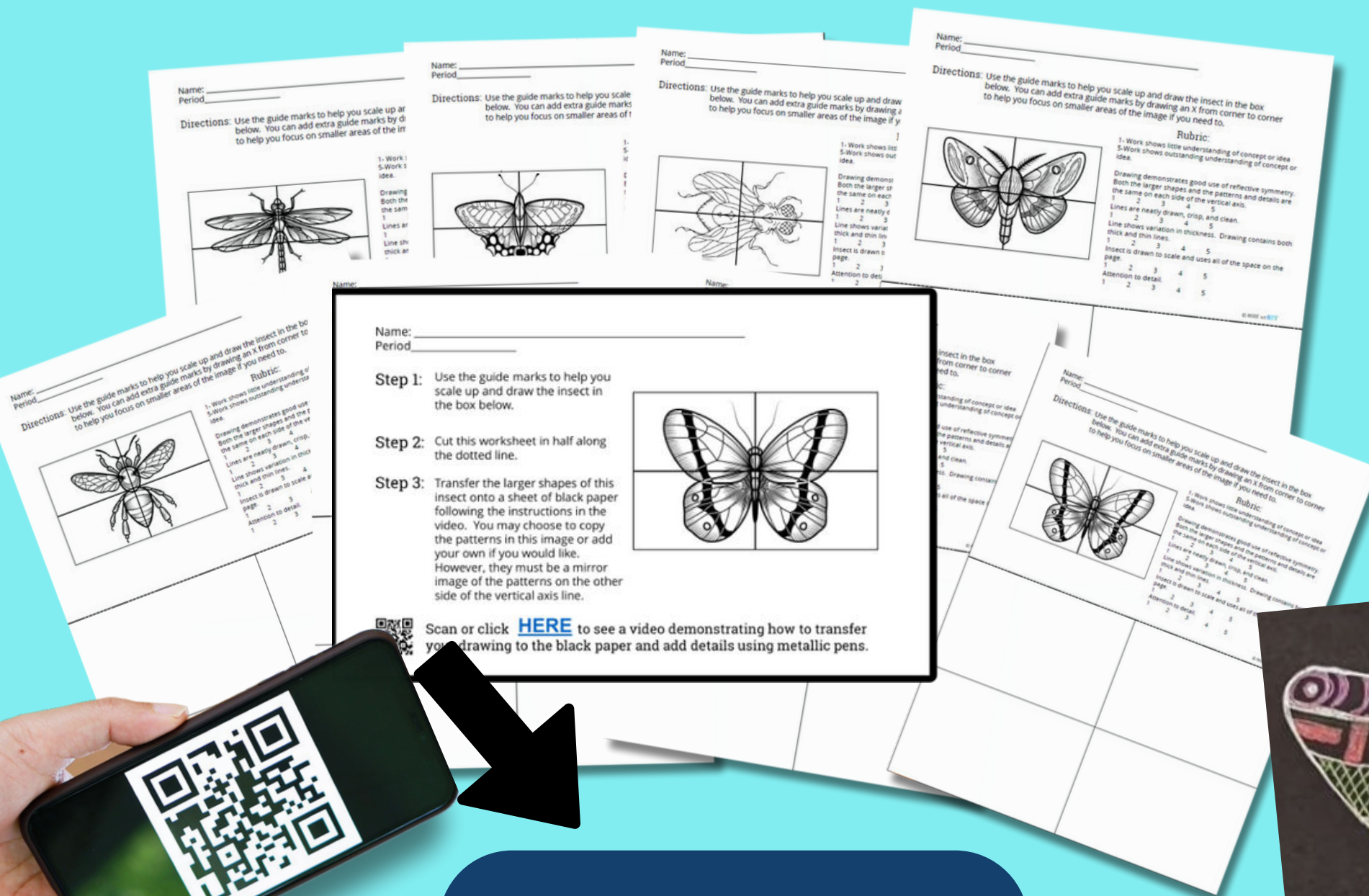
Reflective Symmetry Art Worksheets

9 Worksheets in Editable Google Slides Format




9 Worksheets in Printable PDF Format

Reflective Symmetry Art Worksheets



Worksheets have a QR code that links to a video demonstration on how to transfer drawings to black paper and use metallic pens



What Educators Are Saying:



Extremely satisfied.

These worksheets were perfect supplements to my lessons! The students liked them as well! Would be good for sub folder too! - *Art Teacher, Anna M.*



Extremely satisfied.

Students love these art lessons, they are always engaged ready to learn more and it makes it real nice for the teacher who is not artistic! Highly recommend!! - *Art Teacher, Hannah S.*

Thank You!

I am Lauren and creating beautifully designed middle and high school art lessons and resources that save you time and allow allow you to spend more quality teaching moments with your students is my PASSION and my ART. I truly believe when we feel good on the inside we shine on the outside. I love being able to share my art with you.

Inside Out
ART TEACHER
Lauren Bohrman

Middle & High School
Art Lessons

www.insideoutartteacher.com