

2 Worksheets

PRINT & GO

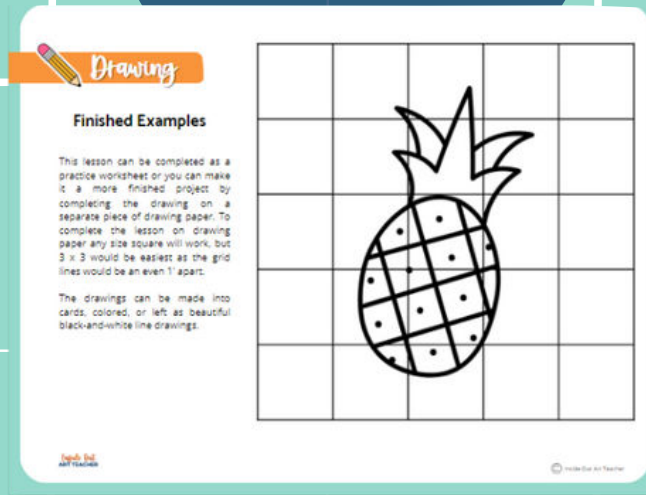
Mystery Grid Drawing Worksheets

Pineapple and Shell

Anyone Can Do It!

Great Sub Plan for ANY SUBJECT


Simple Instructions



MYSTERY GRID DRAWING

Name _____
Period _____

Directions: Draw what you see in the box in the box within the grid that has the corresponding letter and number. Begin lightly in pencil, you can add marker and color at the end if you would like.



Perfect for Emergency Sub Plans

Great Early Finisher
Activity, Sub Plan, or
Skill Builder

No Drawing Skills Necessary

No Prep

MYSTERY GRID DRAWING Name _____ Period _____ *Inside Out ART TEACHER*

Directions: Draw what you see in the box in the box within the grid that has the corresponding letter and number. Begin lightly in pencil, you can add marker and color at the end if you would like.

Grid Examples:

D4	A3	C2	E3
A2	C4	D2	B2
E2	B3	C3	B4
D3			

Finished Examples:

This lesson can be completed as a practice worksheet or you can make it a more finished project by completing the drawing on a separate piece of drawing paper. To complete the lesson on drawing paper any size square will work, but 3 x 3 would be easiest as the grid lines would be an even 1" apart.

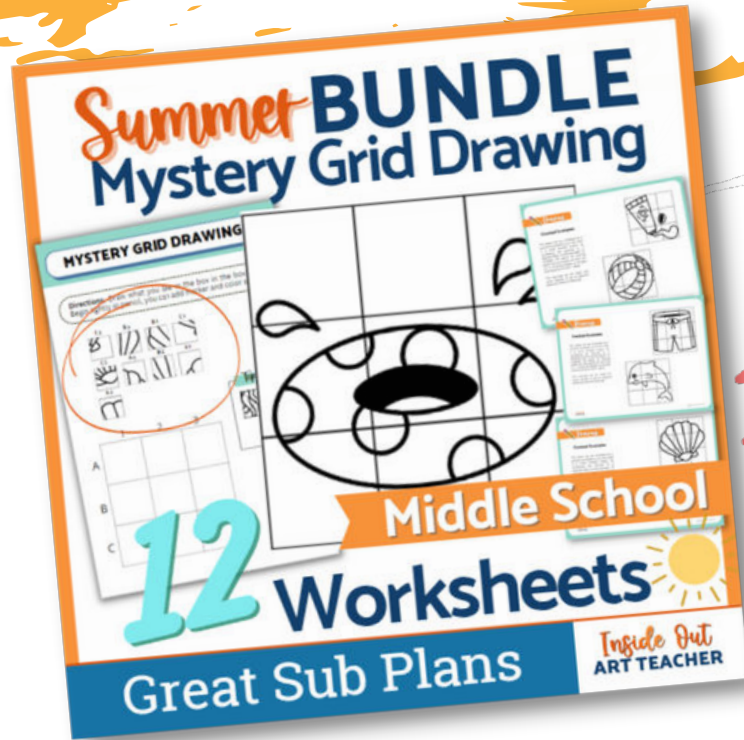
The drawings can be made into cards, colored, or left as beautiful black-and-white line drawings.

Grid Drawing Options: For a larger drawing, you can use this grid or you can also create your own 2 inch grid on 10 x 10 drawing paper and erase the grid marks when you are finished.

Tip: If any of the boxes feel too challenging, simply draw an X over that box in your reference photo and the same box on your grid. Now look only at what is in each triangle to help you simplify that spot.

Grid Examples:

Also Available in these BUNDLES



12 Middle School Worksheets

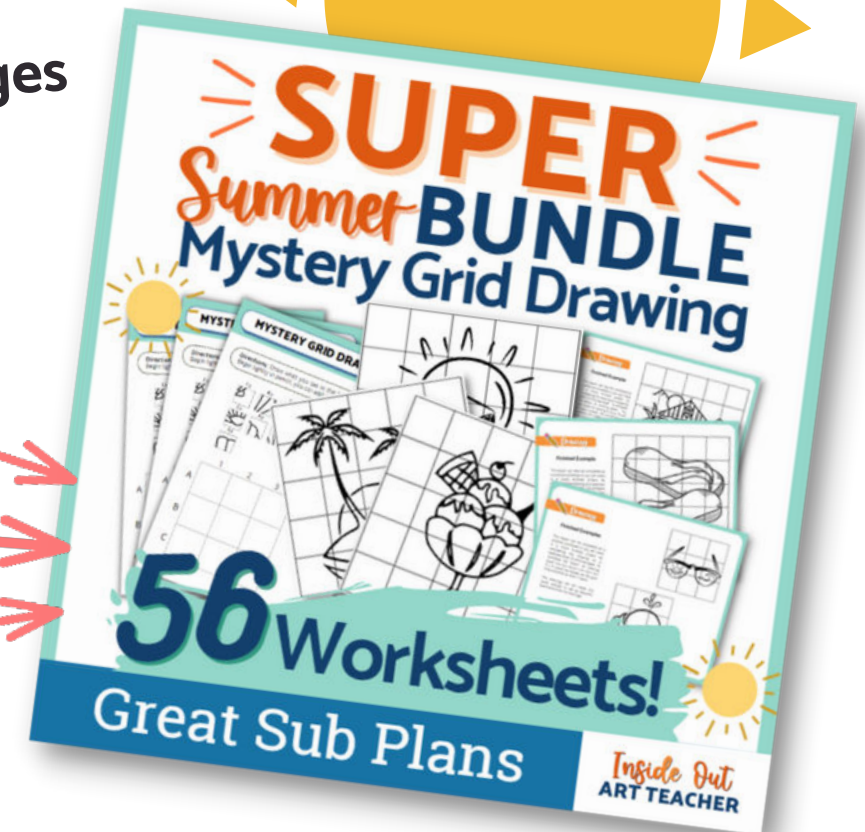
[Link Here](#)

Students love guessing all the different images

Big Summer Bundle

All 56 summer beach and fruit-themed mystery scramble grid drawing art worksheets in one bundle

[Link Here](#)



What Educators are Saying



These worksheets provide practice in learning how to draw using a grid. My students loved drawing the fun fish! Some painted the background! Thank you!

— Jennifer J.



Super easy to use sub lesson! Highly recommend even for those who are not talented in art.

Jane I

Thank You

I am Lauren and creating beautifully designed middle and high school art lessons and resources that save you time and allow you to spend more quality teaching moments with your students is my PASSION and my ART. I truly believe when we feel good on the inside we shine on the outside. I love being able to share my art with you.

